


SWEETY

Festuca arundinacea

- High yielding tall fescue
- Highly applicable in mixtures
- Protein content in top



Persistency, yield and quality in one

Breeding for better persistency, yield and quality has are just some of the parameters, which are found in our tall fescue, SWEETY.

SWEETY is a slow starter but catches up already second year with up to 35 % higher yield and end up in the third year with up to 118 % higher yield than the control. When first establish you will differently not miss out on yield.

High in protein

Lack of protein in your forage can be crucial but just a small field of SWEETY will help you with a constant and high flow of protein into your feed. SWEETY do not disappoint and already in the first year you will be impressed by the amount of crude protein SWEETY delivers and the following years will not disappoint either.

Highly applicable for mixtures

SWEETY fits perfectly into you mix of grasses. Being a slow starter, it leaves space enough for other grasses, clover and herbs to establish. When first established it do not leave space for weed, hence you will improved

DLF Global Head Office

Ny Oestergade 9 | 4000 Roskilde | Denmark

Technical Specifications

- Tall fescue
- Persistency, yield and quality in one
- Listed/recommended in EU DK FR
- Lateness: Early

Specification and ratings

Net energy for lactation at 20
kg drymatter

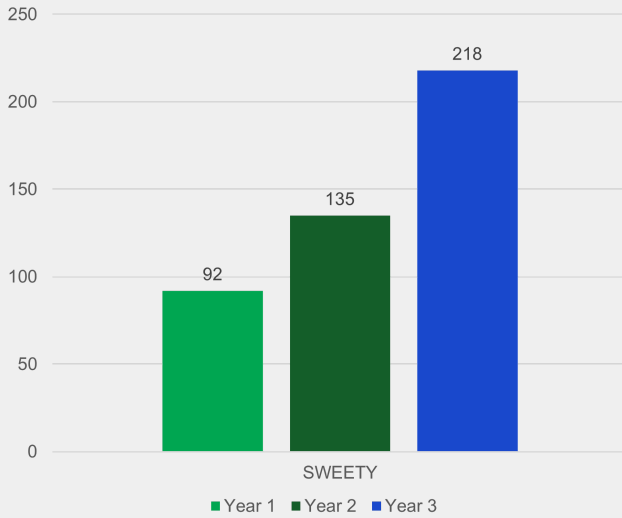
*Source: Danish official trials 2014-2017
(Index NEL 20)*

Crude protein

*Source: Danish official trials 2014-2017
(hkg)*

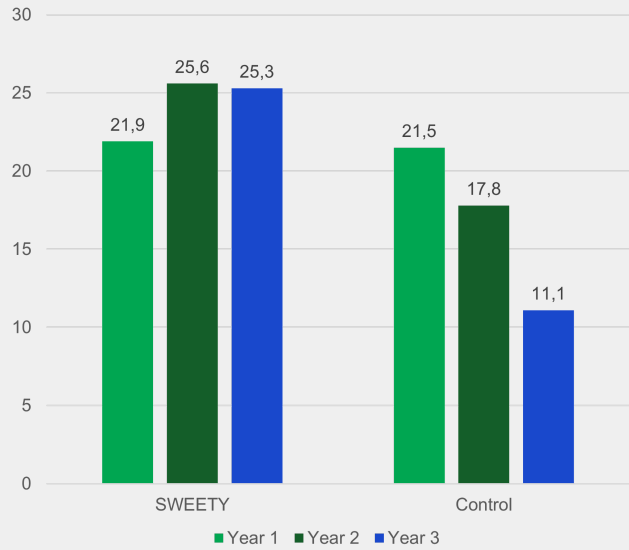
Net energy for lactation at 20 kg drymatter

Source: Danish official trials 2014-2017 (index NEL 20)



Crude protein

Source: Danish official trials 2014-2017 (nkg)



Ratings

Scale 1-9, where 9 = best or most pronounced

